



# ***National Demonstration Area for Comprehensive Prevention and Control of Chronic and Non-communicable Disease***

**Dr. Dong Jianqun**

*National Center for Chronic and Non-communicable Disease  
Control and Prevention, China CDC*

## ***Background:***

### ***Epidemiological situations of NCDs in China***



中国疾病预防控制中心  
慢性非传染性疾病预防控制中心

- Rising proportions of NCDs for death causes, a surge from 53% in 1975 to **85%** in 2012.
- Taking death and prevalence into consideration, the DALY of NCD reached **70%**.
- ***Population ageing*** will aggravate NCDs prevalence.
- Like urban areas, the NCDs prevalence is also increasing drastically in rural areas.
- The mortality and morbidity of NCDs are projected to grow in the next three decades.



# Project Initiation:

## Supportive policy/technical files from NHFPC and NCNCD



中国疾病预防控制中心  
慢性非传染性疾病预防控制中心

- Guideline for construction of National Demonstration Area for Comprehensive Prevention and Control of Chronic and Non-communicable Disease (NHFPC [2010] 172th)
- Regulation of National Demonstration Area for Comprehensive Prevention and Control of Chronic and Non-communicable Disease (NHFPC [2011] 35th)
- The Twelfth Five-Year Plan for Health Sector Development
- China National Plan for NCD Prevention and Treatment (2012-2015) (NHFPC allied with the other 14 ministries)
- Evaluation manual of national demonstration area for comprehensive prevention and control of chronic diseases (NCNCD [2012])



# Target of National Demonstration Area



中国疾病预防控制中心  
慢性非传染性疾病预防控制中心

- Overall goal: **300 areas** (district/county) by the end of 2015.
- Key working mechanism:
  - **government-led**
  - **multi-sectoral** collaboration
  - **professional technical** support
  - **whole society** participation
- Explore some **suitable strategies, measurable and effective management modes** suitable for Chinese contents.



Creating **healthy**  
**supportive**  
**environment** in the  
National  
Demonstration Areas

# *Evaluation System of National Demonstration Area*

<i>Category (7)</i>	<i>Item (24)</i>
Political commitment	Institutional structure
	Financial support
	Policy/Strategy support
	Manpower
Community diagnosis	Community diagnosis
Surveillance	Mortality surveillance
	NCD risk factors surveillance
	Cancer registry
	Cardiovascular/cerebrovascular incident report
Health education/promotion	Mass media
	Information materials development
	Enabled environment
	Health promotion for children and teenage
Healthy lifestyle campaign	NCD Special Day
	Workplace intervention
	Community fitness campaign
	Healthy diet
NCD high-risk population management	Tobacco control
	Models for community/office/canteen/restaurant
	Identification of high-risk groups
	Intervention of high-risk groups
NCD patient management	Dental hygiene
	Equalization of Essential Public Health Services
	Patient self-management

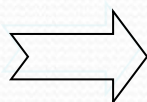


# Workflow of National Demonstration Area

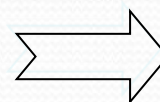


中国疾病预防控制中心  
慢性非传染性疾病预防控制中心

submit  
application



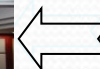
Application materials review



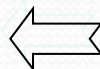
on-site debrief



on-site review



Comprehensive evaluation



Dynamic management

# Evaluation outcome of National Demonstration Area



中国疾病预防控制中心  
慢性非传染性疾病预防控制中心

Year Region	2011			2012			2013-2014		
	Applic ations	Quali fied	Rate	Applic ations	Quali fied	Rate	Applic ations	Quali fied	Rate
East	28	24	85.7	53	41	77.4	74	48	64.9
Midland	10	7	70.0	32	21	65.6	59	44	74.6
West	11	8	72.7	51	39	76.5	47	33	70.2
Total	49	39	79.6	136	101	74.3	180	125	69.4



# Provincial coverage and distribution



中国疾病预防控制中心  
慢性非传染性疾病预防控制中心





## *Prefecture-level cities coverage*



中国疾病预防控制中心  
慢性非传染性疾病预防控制中心

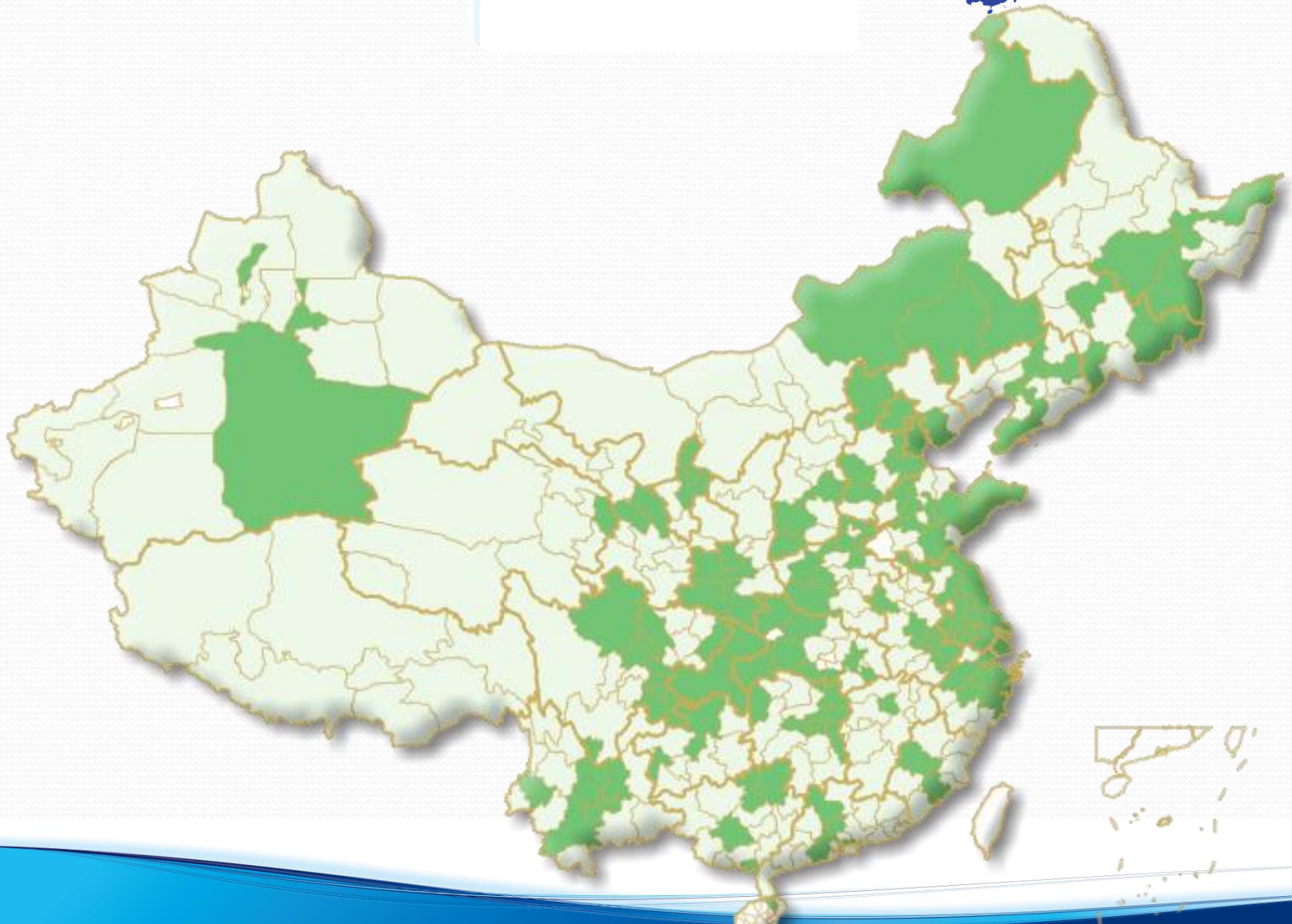
Regions	Number of cities containing one or more National Demonstration Areas	Number of prefecture-level cities	Coverage (%)
East	44	88	50.0 (50)
Midland	45	121	37.2
West	43	149	28.9
Total	132	358	36.9

Note: According to the China National Plan for NCD Prevention and Treatment (2012-2015), more than **50%** of prefecture-level cities of the eastern provinces shall establish National Demonstration Areas by 2015.

# *Prefecture-level cities coverage and distribution*



中国疾病预防控制中心  
慢性非传染性疾病预防控制中心





## County coverage



中国疾病预防控制中心  
慢性非传染性疾病预防控制中心



Regions	Number of National Demonstration Areas	Number of counties/ districts	Coverage (%)
East	113	717	15.76
Midland	73	1117	6.54
West	79	1262	6.26
Total	265(300)	3096	8.56 (10)

Note: According to the China National Plan for NCD Prevention and Treatment (2012-2015), the National Demonstration Areas need to cover more than **10%** of the counties (cities, districts).

# Supporting environment



中国疾病预防控制中心  
慢性非传染性疾病预防控制中心





# *Supporting environment*



中国疾病预防控制中心  
慢性非传染性疾病预防控制中心





- High attention on NCD control and prevention paid by governments at all levels : *policies, funds and manpower support*
- Gradually strengthening of NCD **control and prevention network**
- **Supportive environments** for NCD control and prevention were further strengthened
- **Narrowing the gap in the future**: *surveillance and NCD high-risk population management*





中国疾病预防控制中心  
慢性非传染性疾病预防控制中心



**Chronic disease control and prevention requires  
our common efforts!**